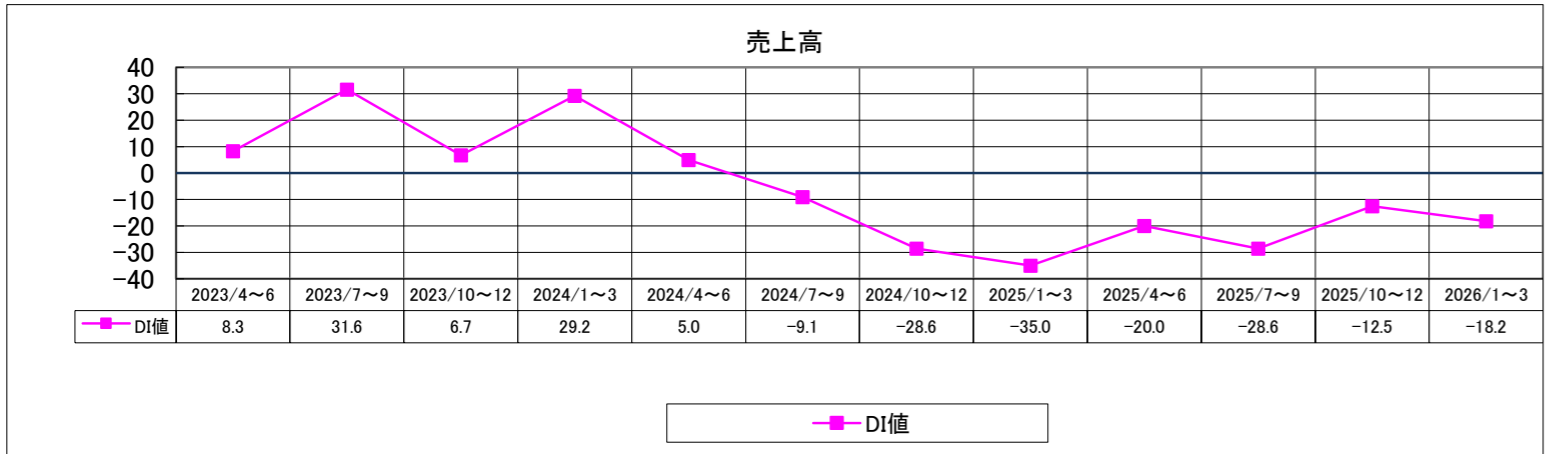


# 《製造業》

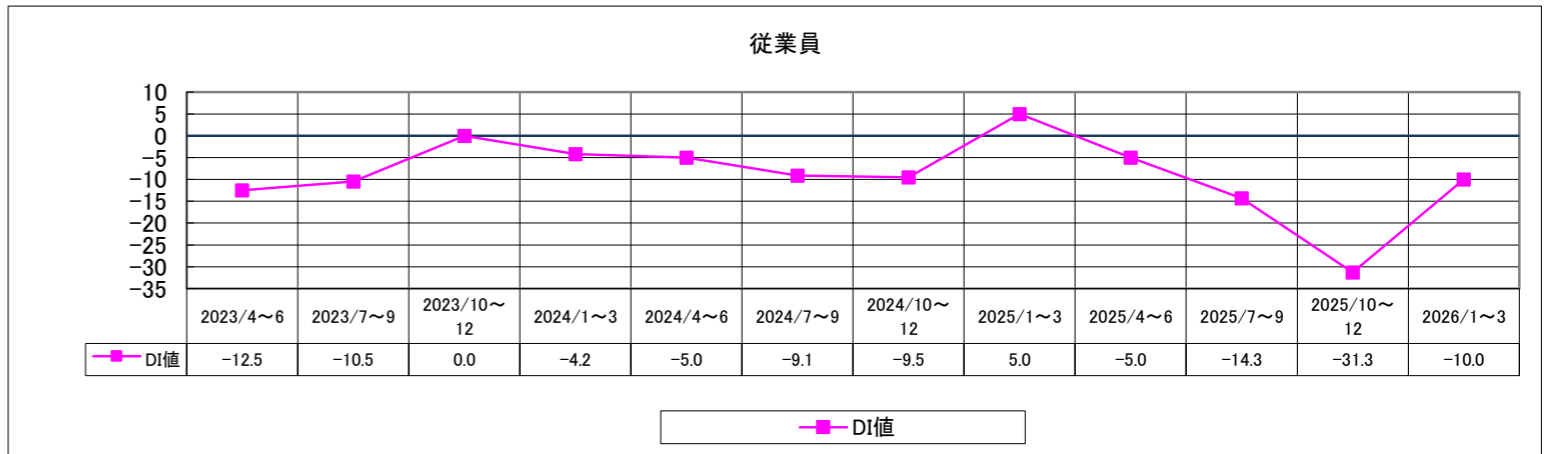
売上高

	2023/4~6	2023/7~9	2023/10~12	2024/1~3	2024/4~6	2024/7~9	2024/10~12	2025/1~3	2025/4~6	2025/7~9	2025/10~12	2026/1~3
DI 値	8.3	31.6	6.7	29.2	5.0	-9.1	-28.6	-35.0	-20.0	-28.6	-12.5	-18.2



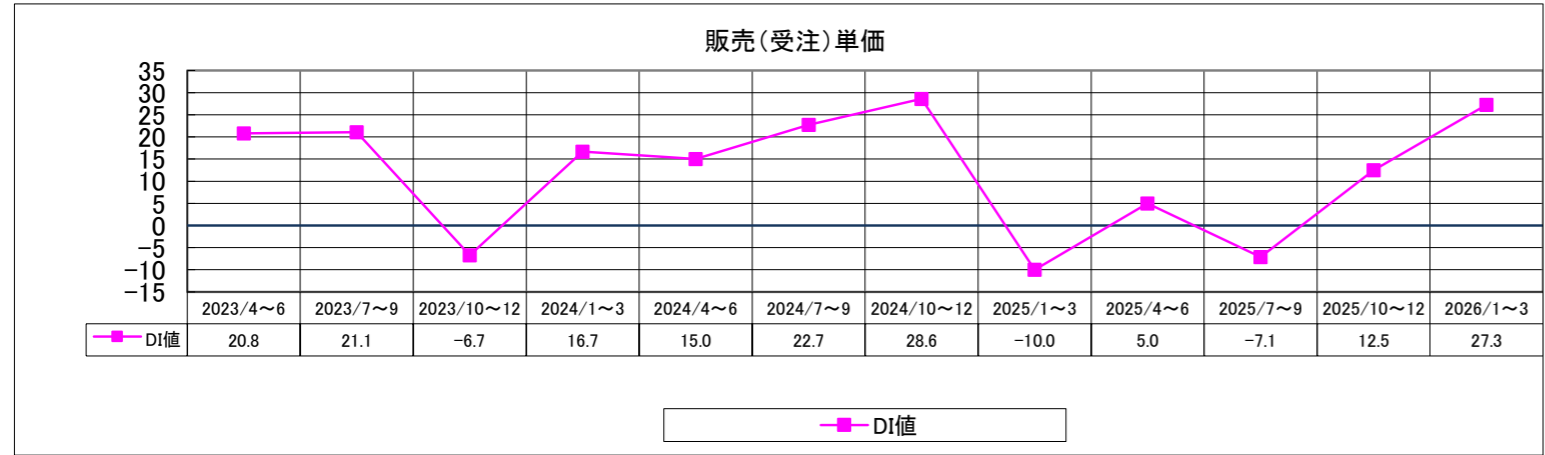
従業員

	2023/4~6	2023/7~9	2023/10~12	2024/1~3	2024/4~6	2024/7~9	2024/10~12	2025/1~3	2025/4~6	2025/7~9	2025/10~12	2026/1~3
DI 値	-12.5	-10.5	0.0	-4.2	-5.0	-9.1	-9.5	5.0	-5.0	-14.3	-31.3	-10.0



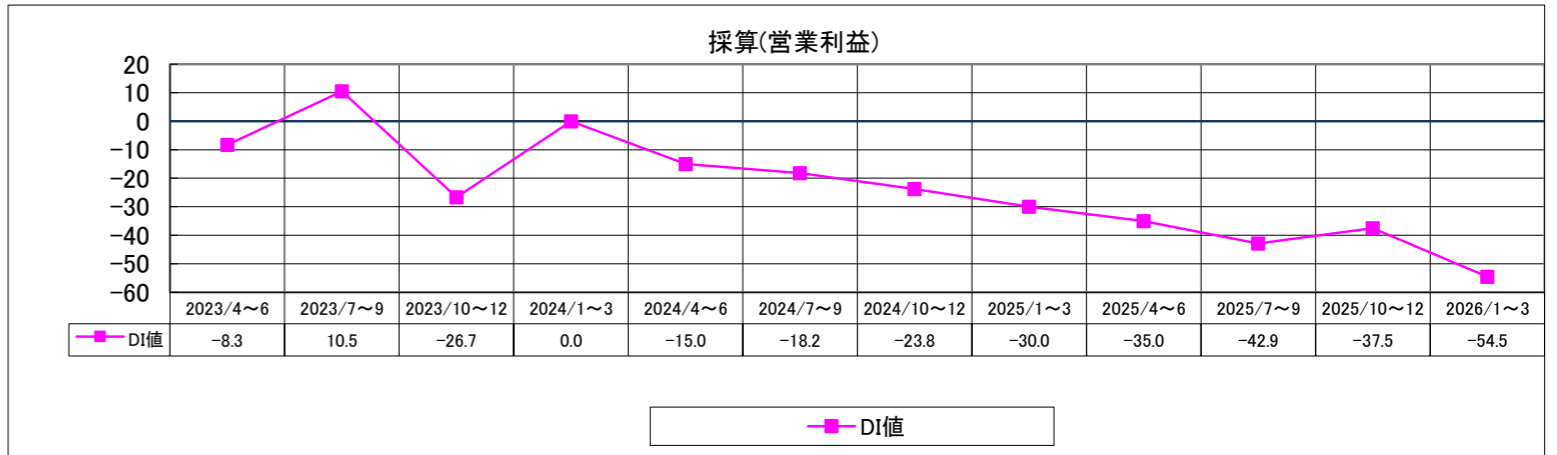
販売(受注)単価

	2023/4~6	2023/7~9	2023/10~12	2024/1~3	2024/4~6	2024/7~9	2024/10~12	2025/1~3	2025/4~6	2025/7~9	2025/10~12	2026/1~3
DI 値	20.8	21.1	-6.7	16.7	15.0	22.7	28.6	-10.0	5.0	-7.1	12.5	27.3



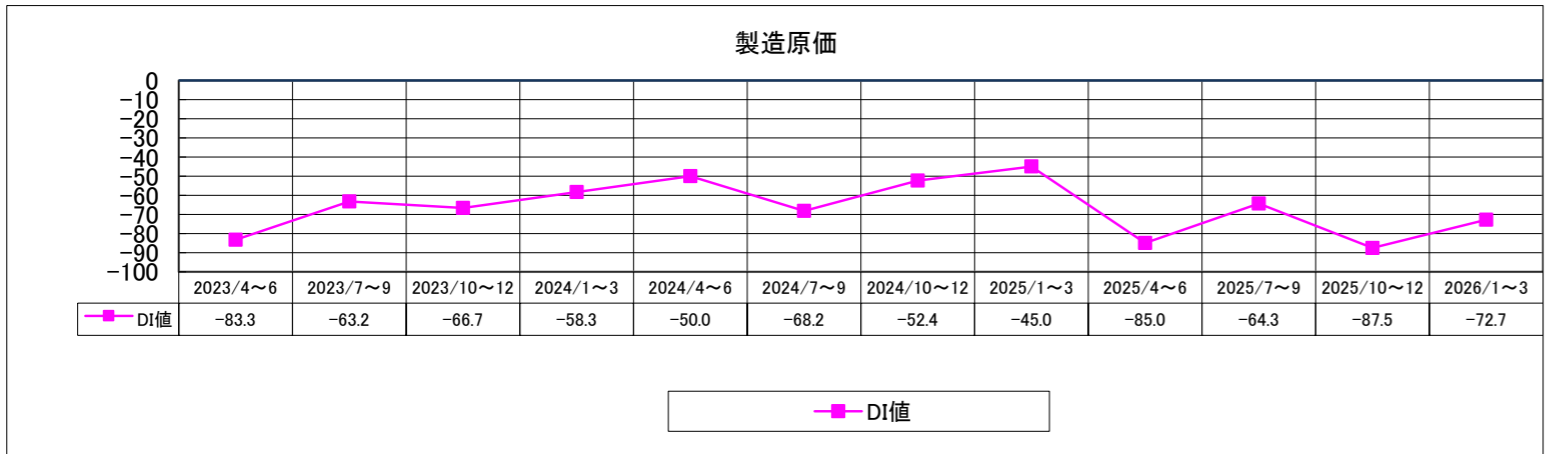
採算(営業利益)

	2023/4~6	2023/7~9	2023/10~12	2024/1~3	2024/4~6	2024/7~9	2024/10~12	2025/1~3	2025/4~6	2025/7~9	2025/10~12	2026/1~3
DI 値	-8.3	10.5	-26.7	0.0	-15.0	-18.2	-23.8	-30.0	-35.0	-42.9	-37.5	-54.5



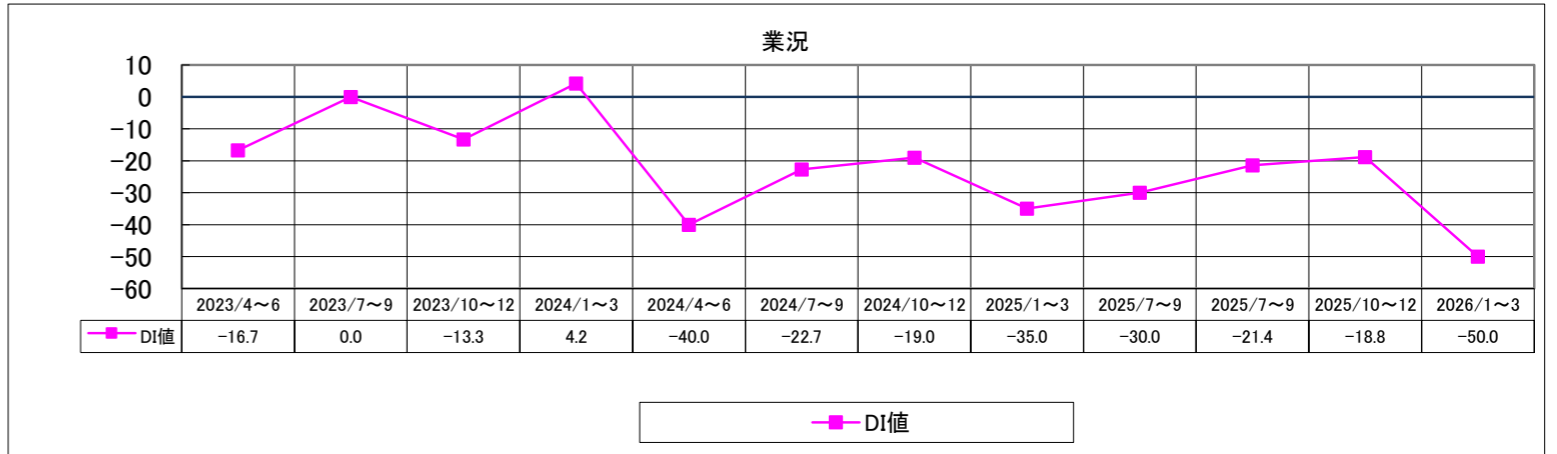
製造原価

	2023/4~6	2023/7~9	2023/10~12	2024/1~3	2024/4~6	2024/7~9	2024/10~12	2025/1~3	2025/4~6	2025/7~9	2025/10~12	2026/1~3
DI 値	-83.3	-63.2	-66.7	-58.3	-50.0	-68.2	-52.4	-45.0	-85.0	-64.3	-87.5	-72.7



業況

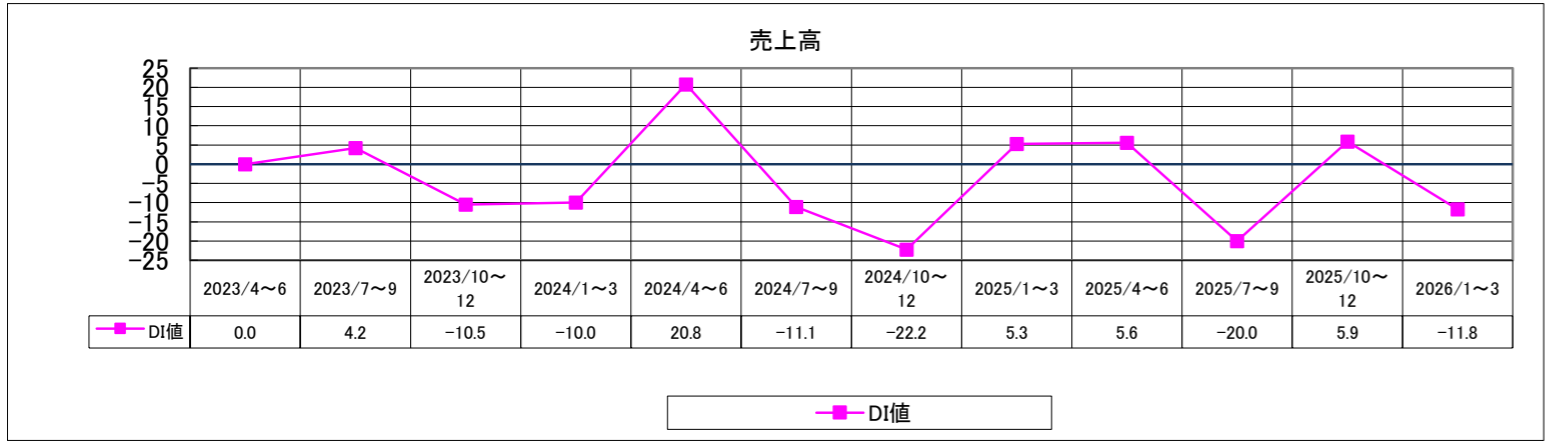
	2023/4~6	2023/7~9	2023/10~12	2024/1~3	2024/4~6	2024/7~9	2024/10~12	2025/1~3	2025/7~9	2025/7~9	2025/10~12	2026/1~3
DI 値	-16.7	0.0	-13.3	4.2	-40.0	-22.7	-19.0	-35.0	-30.0	-21.4	-18.8	-50.0



# 《建設業(土木・建築)》

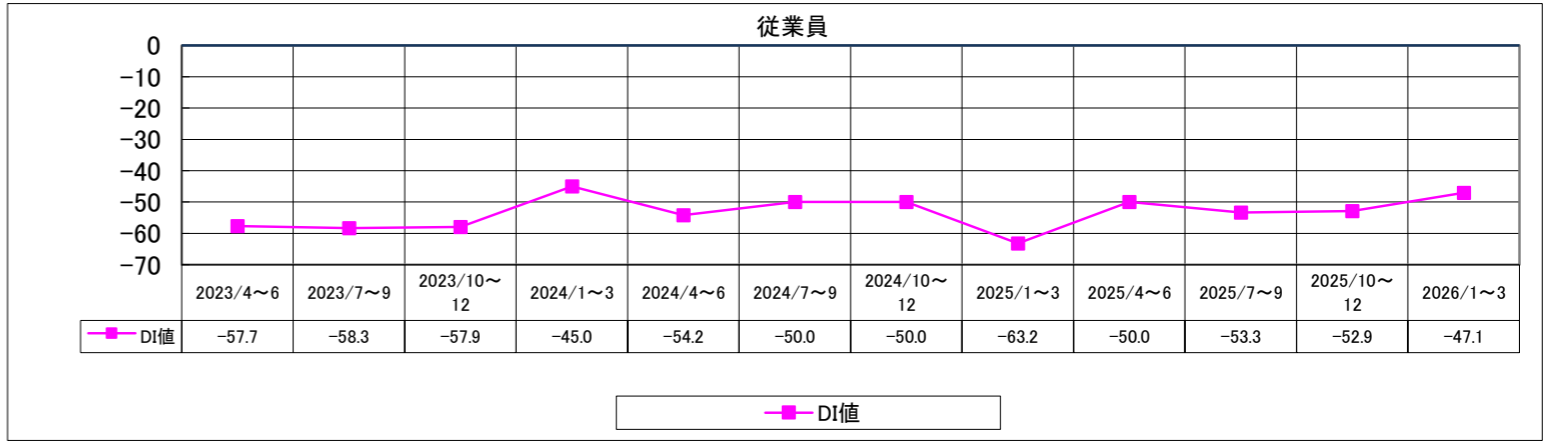
売上高

	2023/4~6	2023/7~9	2023/10~12	2024/1~3	2024/4~6	2024/7~9	2024/10~12	2025/1~3	2025/4~6	2025/7~9	2025/10~12	2026/1~3
DI 値	0.0	4.2	-10.5	-10.0	20.8	-11.1	-22.2	5.3	5.6	-20.0	5.9	-11.8



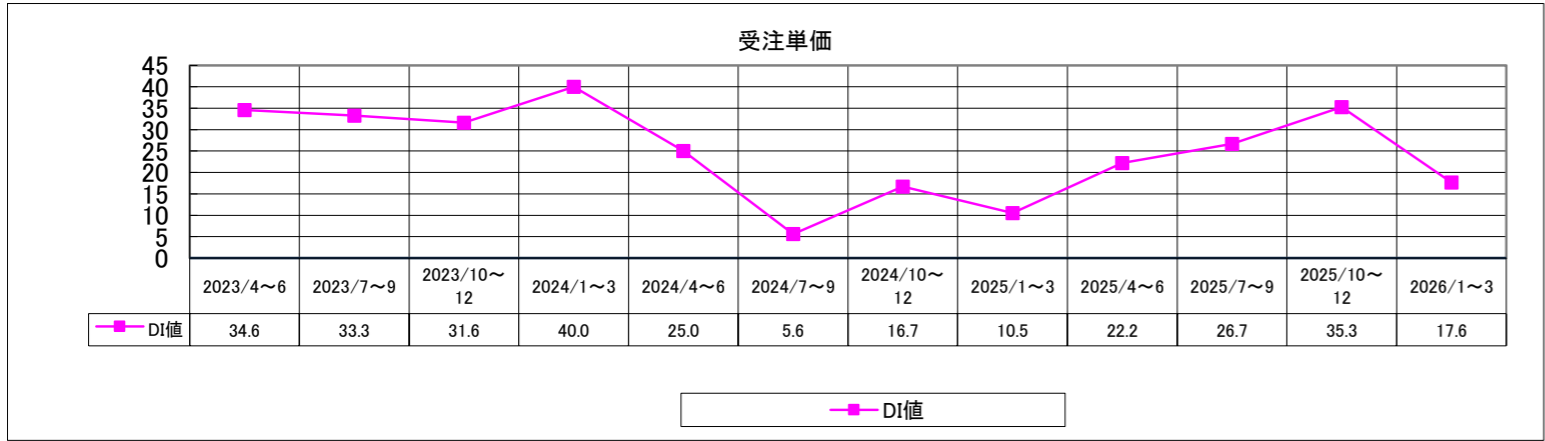
従業員

	2023/4~6	2023/7~9	2023/10~12	2024/1~3	2024/4~6	2024/7~9	2024/10~12	2025/1~3	2025/4~6	2025/7~9	2025/10~12	2026/1~3
DI 値	-57.7	-58.3	-57.9	-45.0	-54.2	-50.0	-50.0	-63.2	-50.0	-53.3	-52.9	-47.1



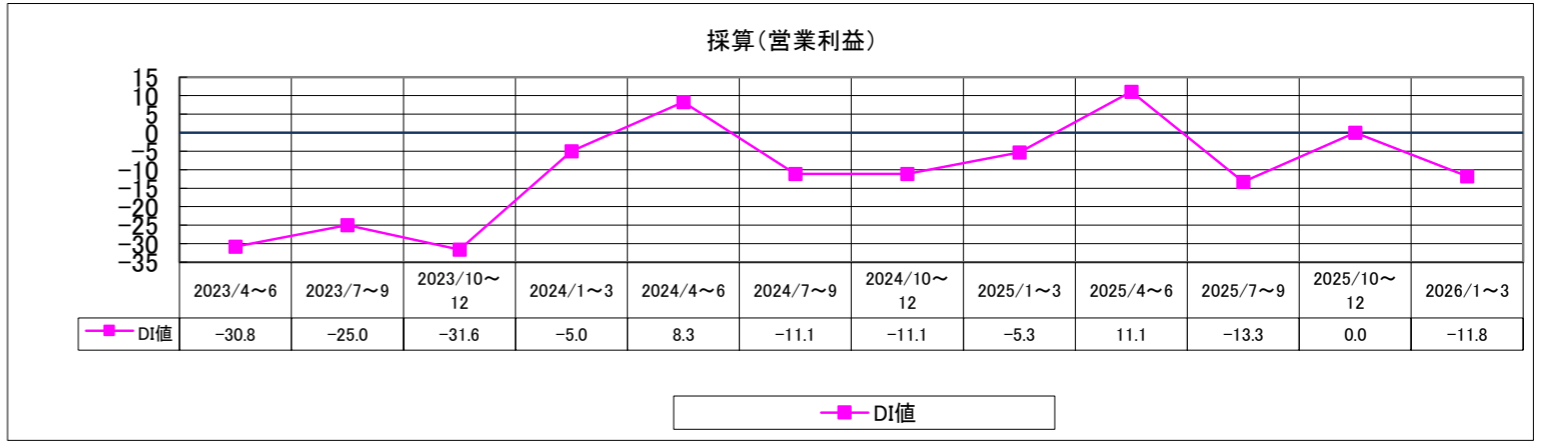
受注単価

	2023/4~6	2023/7~9	2023/10~12	2024/1~3	2024/4~6	2024/7~9	2024/10~12	2025/1~3	2025/4~6	2025/7~9	2025/10~12	2026/1~3
DI 値	34.6	33.3	31.6	40.0	25.0	5.6	16.7	10.5	22.2	26.7	35.3	17.6



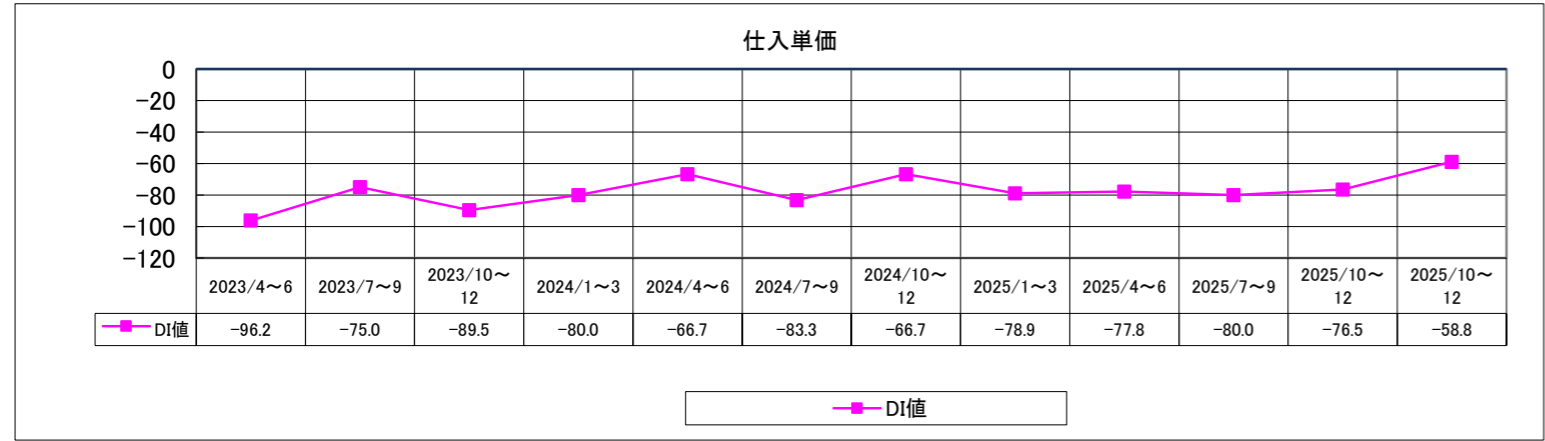
採算(営業利益)

	2023/4~6	2023/7~9	2023/10~12	2024/1~3	2024/4~6	2024/7~9	2024/10~12	2025/1~3	2025/4~6	2025/7~9	2025/10~12	2026/1~3
DI 値	-30.8	-25.0	-31.6	-5.0	8.3	-11.1	-11.1	-5.3	11.1	-13.3	0.0	-11.8



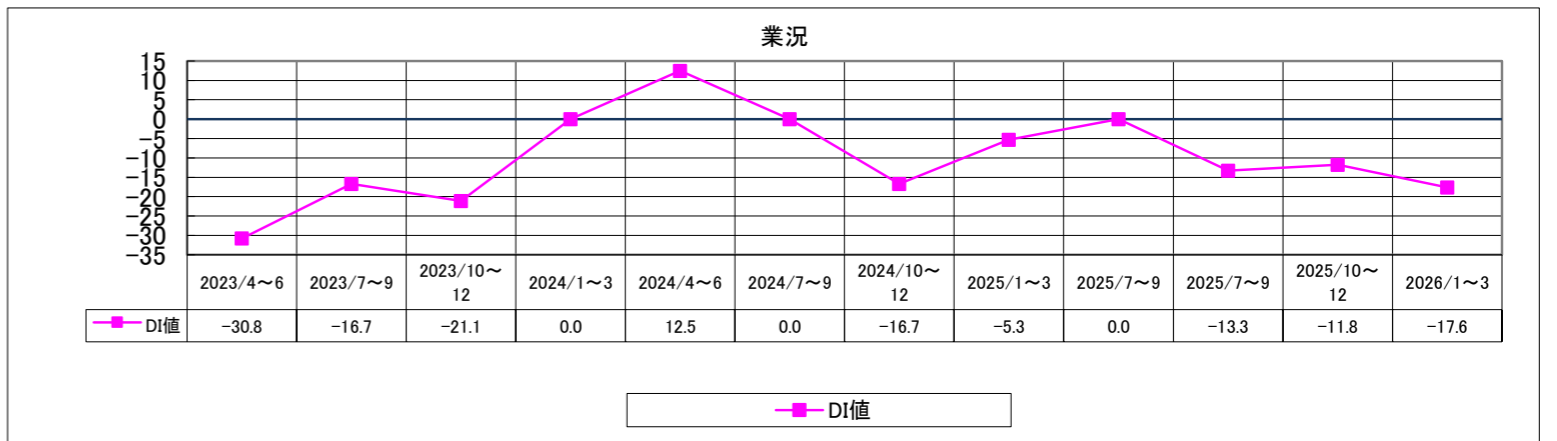
仕入単価

	2023/4~6	2023/7~9	2023/10~12	2024/1~3	2024/4~6	2024/7~9	2024/10~12	2025/1~3	2025/4~6	2025/7~9	2025/10~12	2025/10~12
DI 値	-96.2	-75.0	-89.5	-80.0	-66.7	-83.3	-66.7	-78.9	-77.8	-80.0	-76.5	-58.8



業況

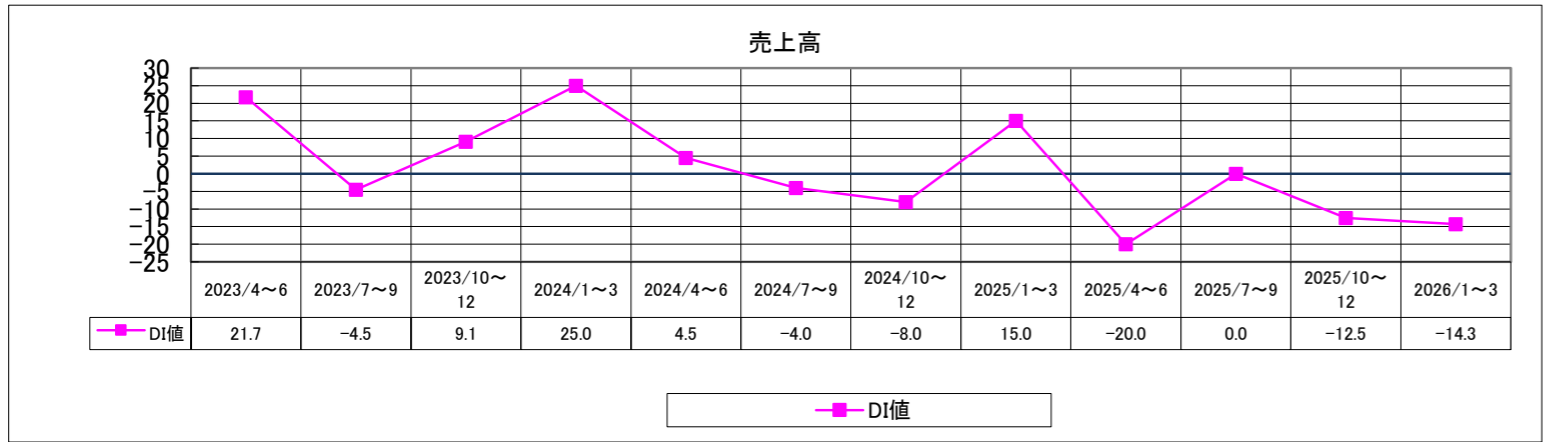
	2023/4~6	2023/7~9	2023/10~12	2024/1~3	2024/4~6	2024/7~9	2024/10~12	2025/1~3	2025/7~9	2025/7~9	2025/10~12	2026/1~3
DI 値	-30.8	-16.7	-21.1	0.0	12.5	0.0	-16.7	-5.3	0.0	-13.3	-11.8	-17.6



# 《建設業(職別・設備)》

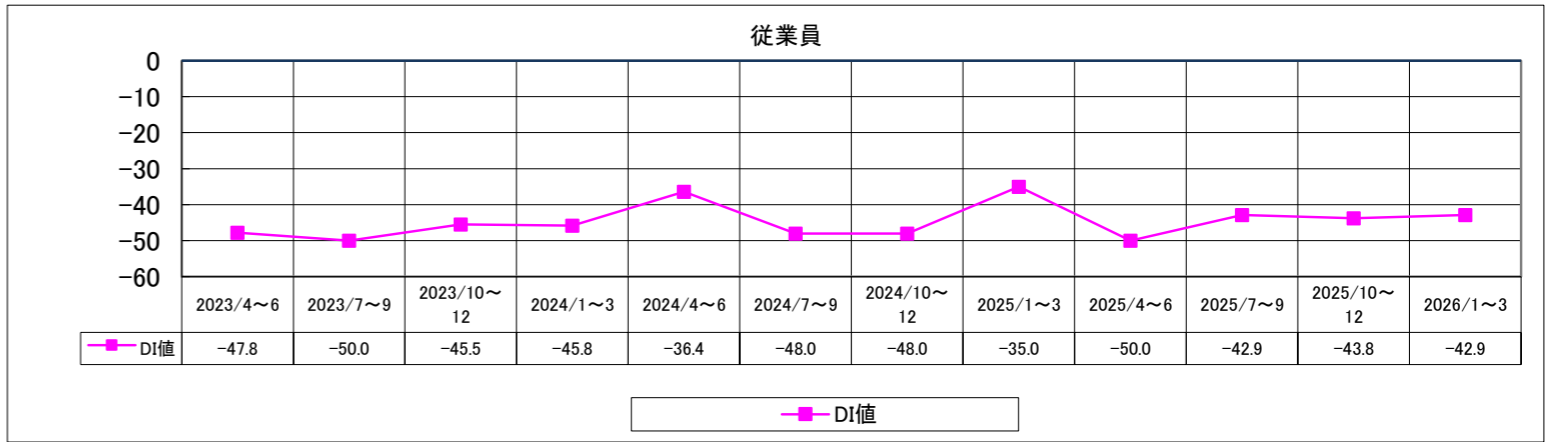
売上高

	2023/4~6	2023/7~9	2023/10~12	2024/1~3	2024/4~6	2024/7~9	2024/10~12	2025/1~3	2025/4~6	2025/7~9	2025/10~12	2026/1~3
DI 値	21.7	-4.5	9.1	25.0	4.5	-4.0	-8.0	15.0	-20.0	0.0	-12.5	-14.3



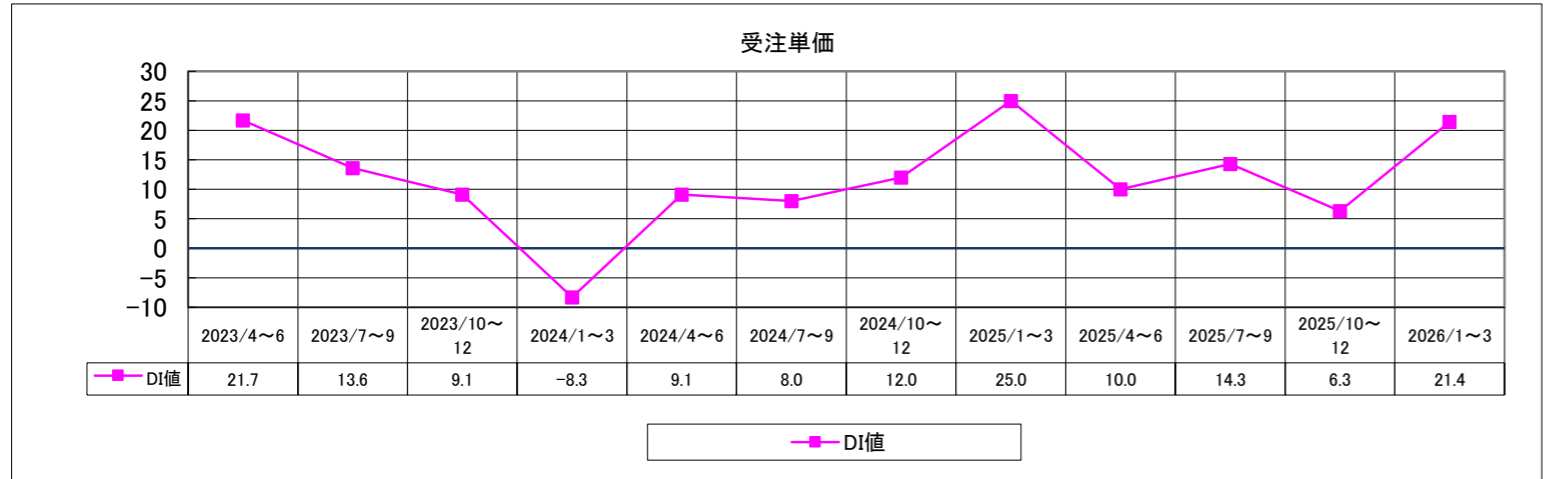
従業員

	2023/4~6	2023/7~9	2023/10~12	2024/1~3	2024/4~6	2024/7~9	2024/10~12	2025/1~3	2025/4~6	2025/7~9	2025/10~12	2026/1~3
DI 値	-47.8	-50.0	-45.5	-45.8	-36.4	-48.0	-48.0	-35.0	-50.0	-42.9	-43.8	-42.9



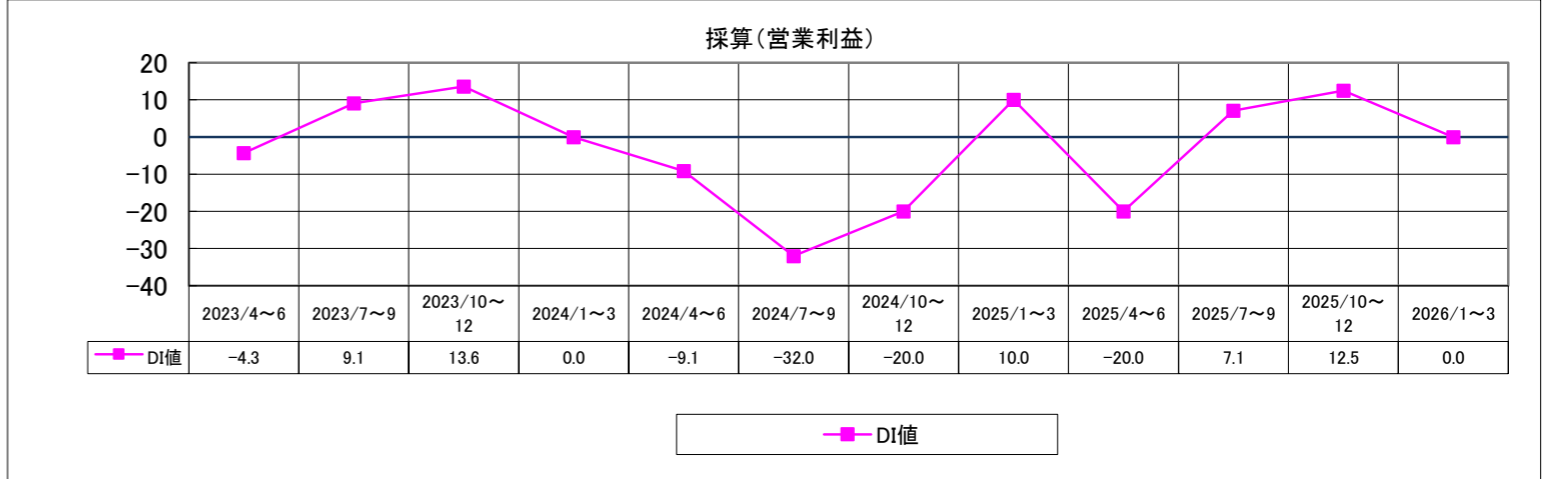
受注単価

	2023/4~6	2023/7~9	2023/10~12	2024/1~3	2024/4~6	2024/7~9	2024/10~12	2025/1~3	2025/4~6	2025/7~9	2025/10~12	2026/1~3
DI 値	21.7	13.6	9.1	-8.3	9.1	8.0	12.0	25.0	10.0	14.3	6.3	21.4



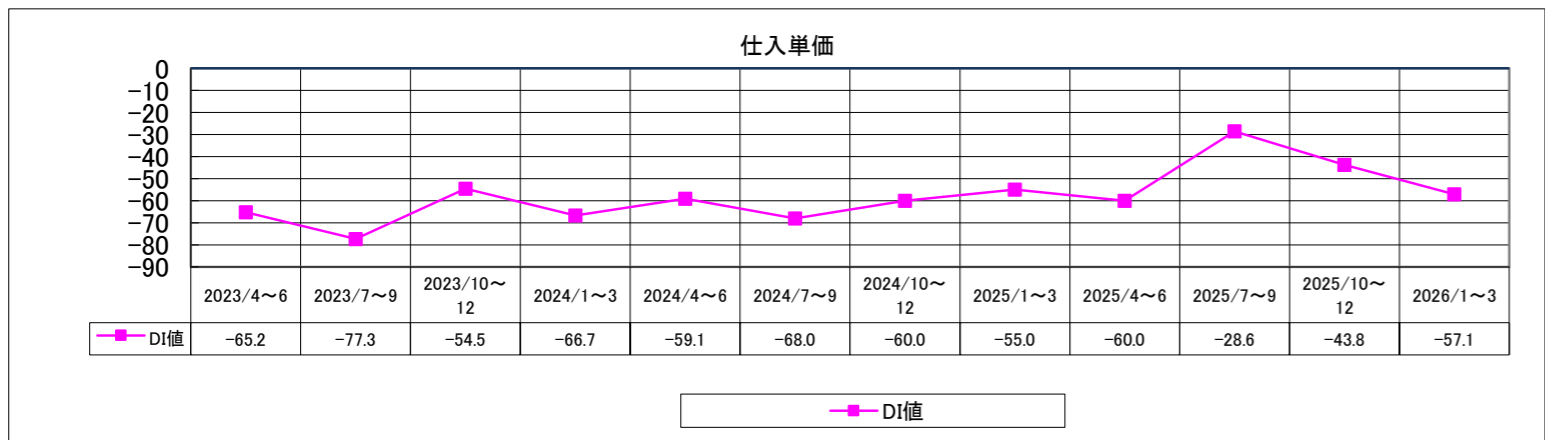
採算(営業利益)

	2023/4~6	2023/7~9	2023/10~12	2024/1~3	2024/4~6	2024/7~9	2024/10~12	2025/1~3	2025/4~6	2025/7~9	2025/10~12	2026/1~3
DI 値	-4.3	9.1	13.6	0.0	-9.1	-32.0	-20.0	10.0	-20.0	7.1	12.5	0.0



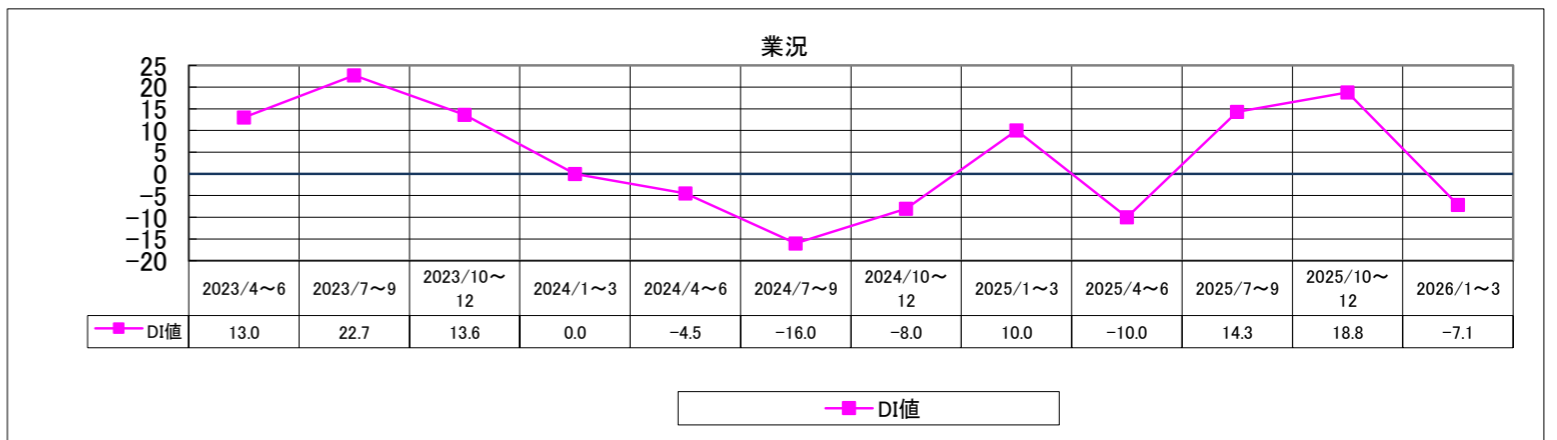
仕入単価

	2023/4~6	2023/7~9	2023/10~12	2024/1~3	2024/4~6	2024/7~9	2024/10~12	2025/1~3	2025/4~6	2025/7~9	2025/10~12	2026/1~3
DI 値	-65.2	-77.3	-54.5	-66.7	-59.1	-68.0	-60.0	-55.0	-60.0	-28.6	-43.8	-57.1



業況

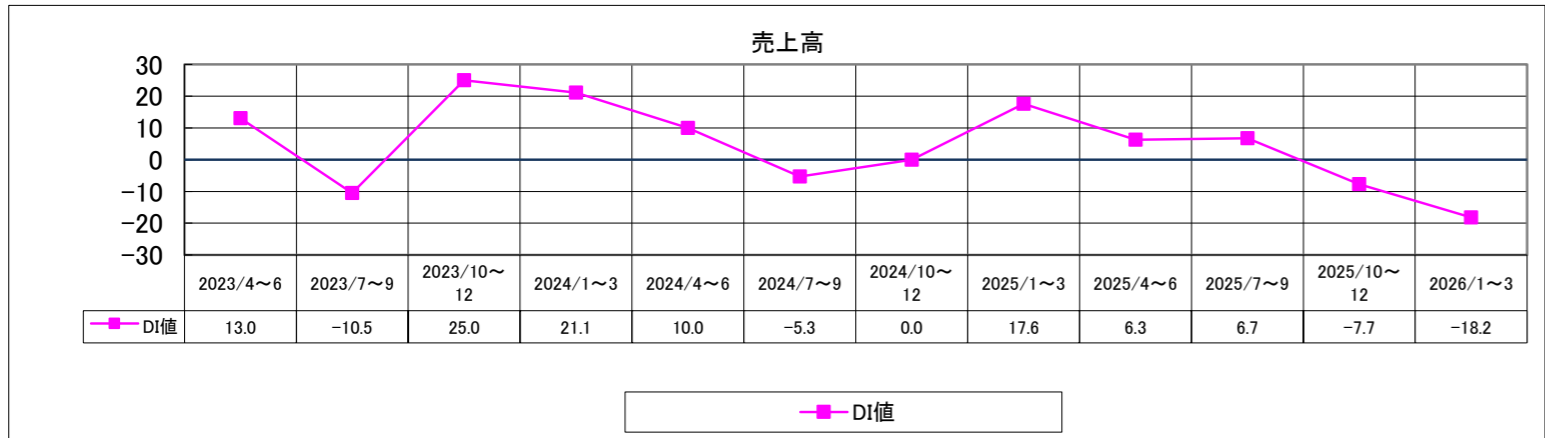
	2023/4~6	2023/7~9	2023/10~12	2024/1~3	2024/4~6	2024/7~9	2024/10~12	2025/1~3	2025/4~6	2025/7~9	2025/10~12	2026/1~3
DI 値	13.0	22.7	13.6	0.0	-4.5	-16.0	-8.0	10.0	-10.0	14.3	18.8	-7.1



# 《卸売業》

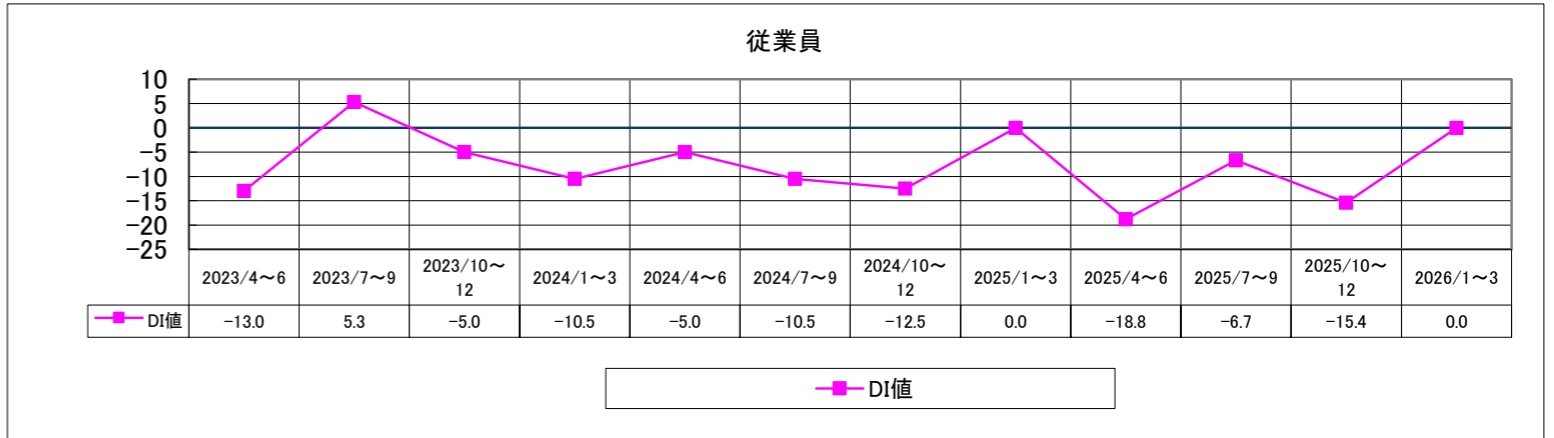
売上高

	2023/4~6	2023/7~9	2023/10~12	2024/1~3	2024/4~6	2024/7~9	2024/10~12	2025/1~3	2025/4~6	2025/7~9	2025/10~12	2026/1~3
DI 値	13.0	-10.5	25.0	21.1	10.0	-5.3	0.0	17.6	6.3	6.7	-7.7	-18.2



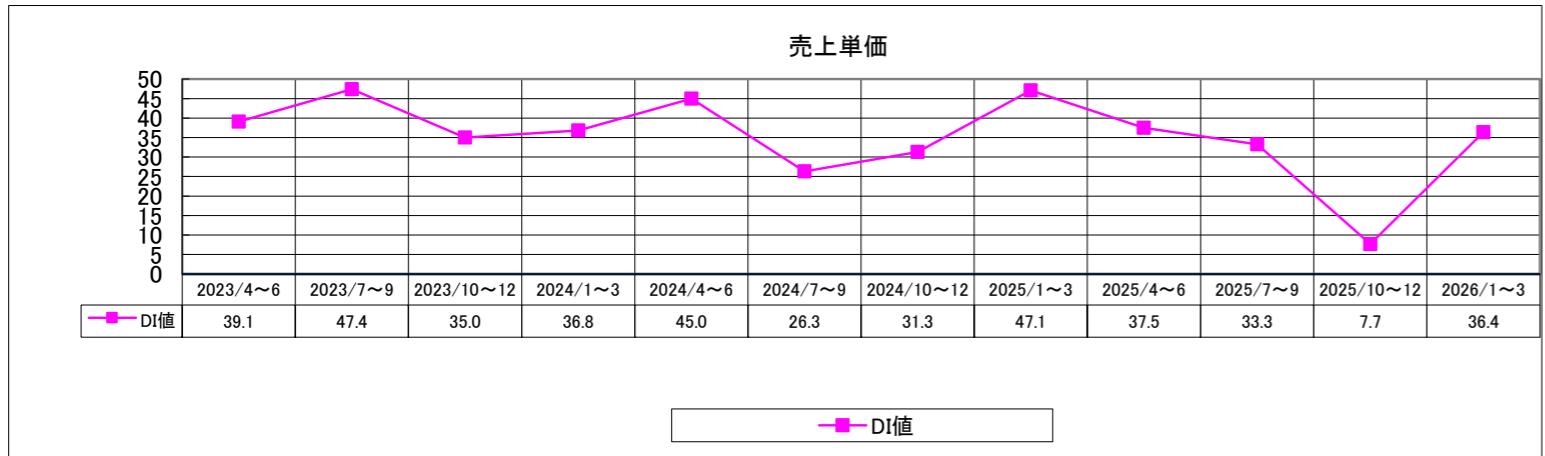
従業員

	2023/4~6	2023/7~9	2023/10~12	2024/1~3	2024/4~6	2024/7~9	2024/10~12	2025/1~3	2025/4~6	2025/7~9	2025/10~12	2026/1~3
DI 値	-13.0	5.3	-5.0	-10.5	-5.0	-10.5	-12.5	0.0	-18.8	-6.7	-15.4	0.0



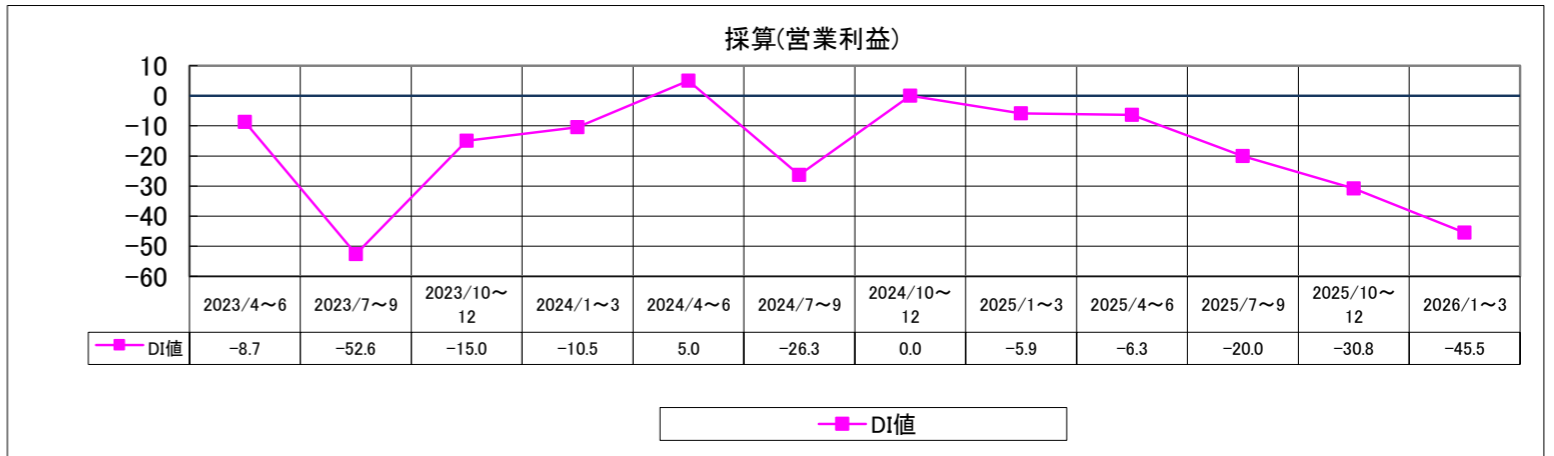
売上単価

	2023/4~6	2023/7~9	2023/10~12	2024/1~3	2024/4~6	2024/7~9	2024/10~12	2025/1~3	2025/4~6	2025/7~9	2025/10~12	2026/1~3
DI 値	39.1	47.4	35.0	36.8	45.0	26.3	31.3	47.1	37.5	33.3	7.7	36.4



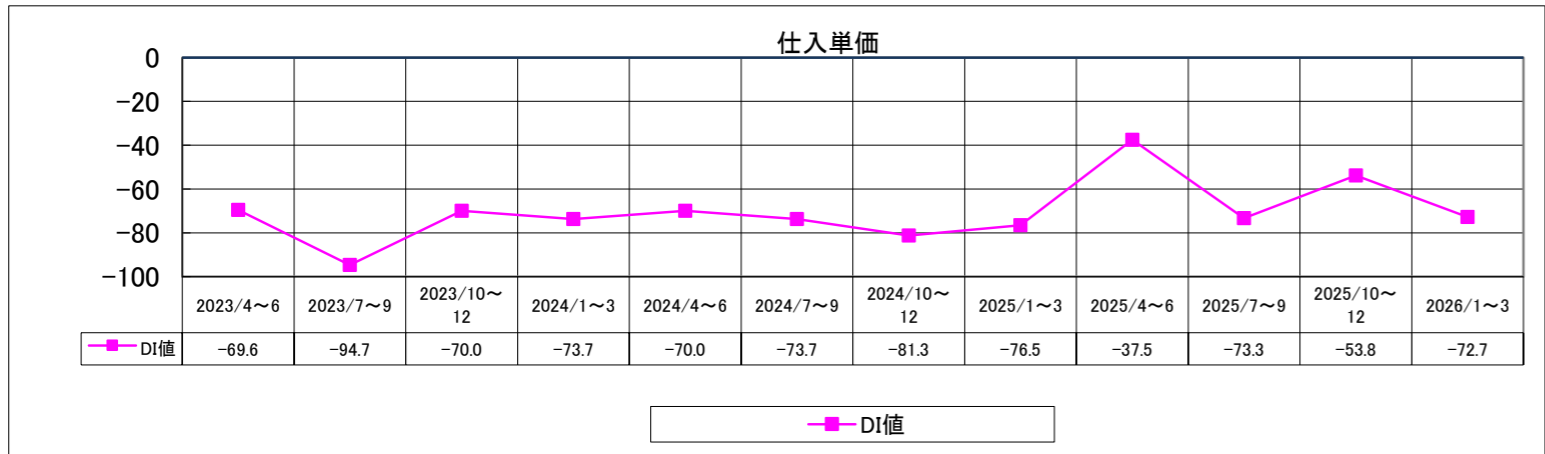
採算(営業利益)

	2023/4~6	2023/7~9	2023/10~12	2024/1~3	2024/4~6	2024/7~9	2024/10~12	2025/1~3	2025/4~6	2025/7~9	2025/10~12	2026/1~3
DI 値	-8.7	-52.6	-15.0	-10.5	5.0	-26.3	0.0	-5.9	-6.3	-20.0	-30.8	-45.5



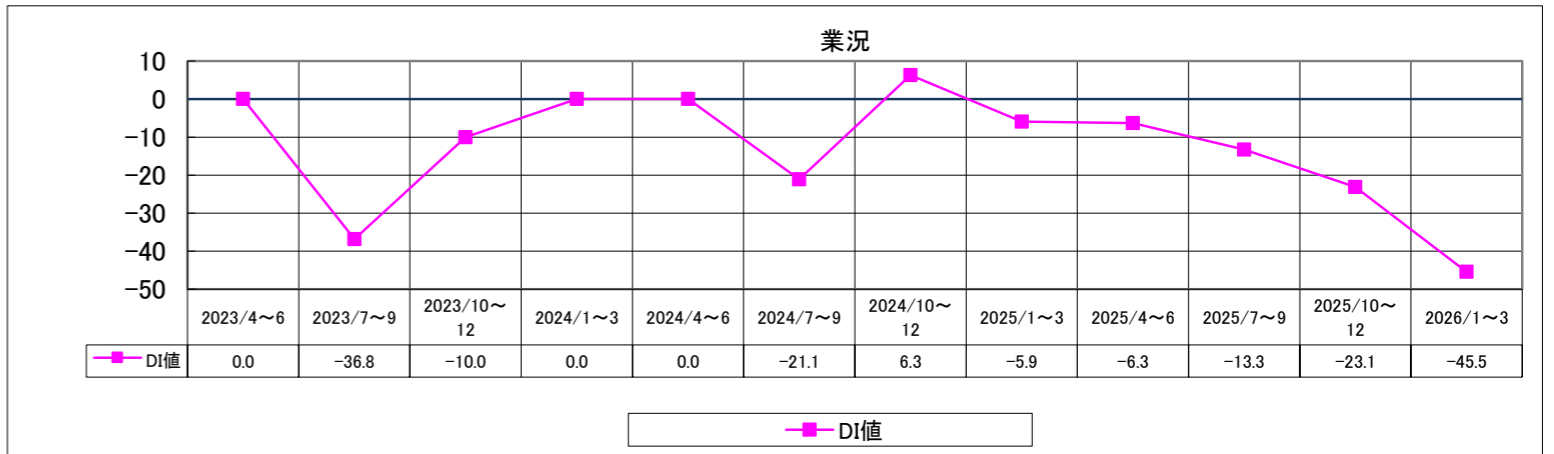
仕入単価

	2023/4~6	2023/7~9	2023/10~12	2024/1~3	2024/4~6	2024/7~9	2024/10~12	2025/1~3	2025/4~6	2025/7~9	2025/10~12	2026/1~3
DI 値	-69.6	-94.7	-70.0	-73.7	-70.0	-73.7	-81.3	-76.5	-37.5	-73.3	-53.8	-72.7



業況

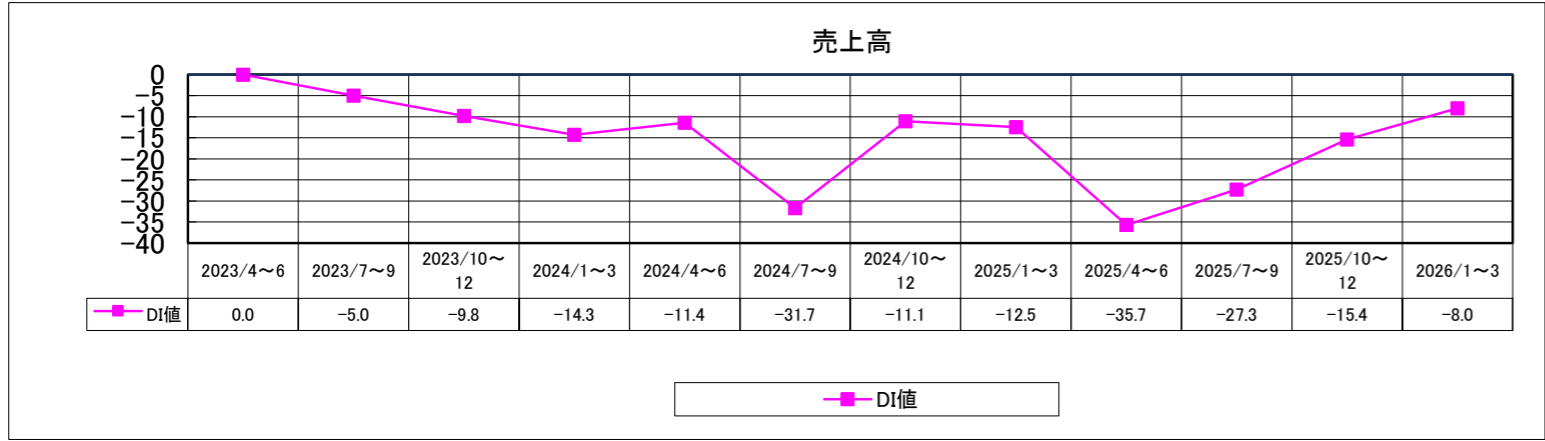
	2023/4~6	2023/7~9	2023/10~12	2024/1~3	2024/4~6	2024/7~9	2024/10~12	2025/1~3	2025/4~6	2025/7~9	2025/10~12	2026/1~3
DI 値	0.0	-36.8	-10.0	0.0	0.0	-21.1	6.3	-5.9	-6.3	-13.3	-23.1	-45.5



# 《小売業》

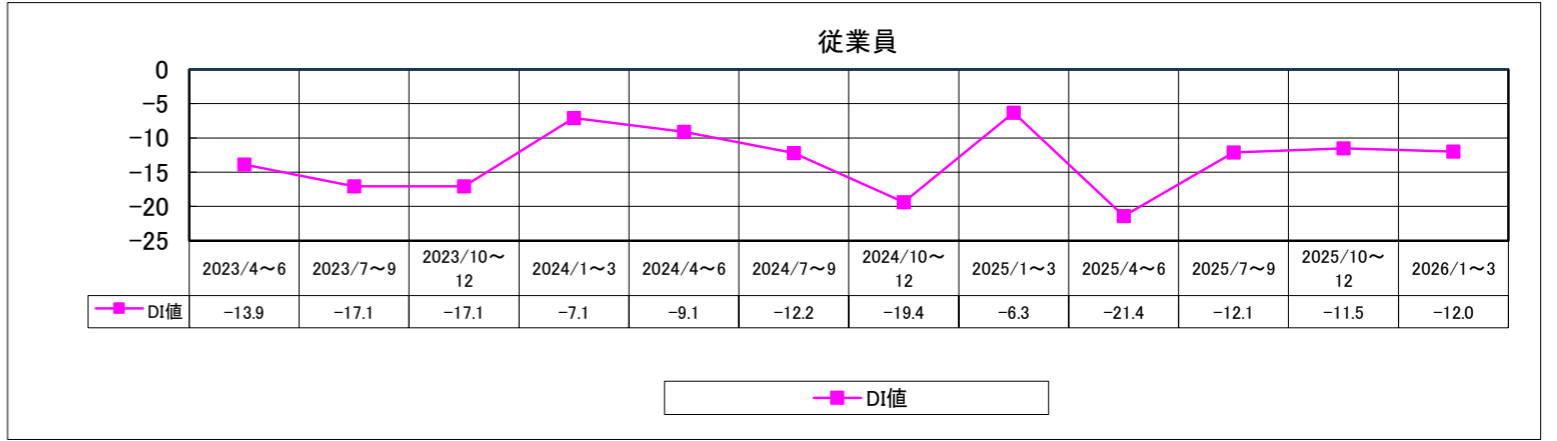
売上高

	2023/4~6	2023/7~9	2023/10~12	2024/1~3	2024/4~6	2024/7~9	2024/10~12	2025/1~3	2025/4~6	2025/7~9	2025/10~12	2026/1~3
DI 値	0.0	-5.0	-9.8	-14.3	-11.4	-31.7	-11.1	-12.5	-35.7	-27.3	-15.4	-8.0



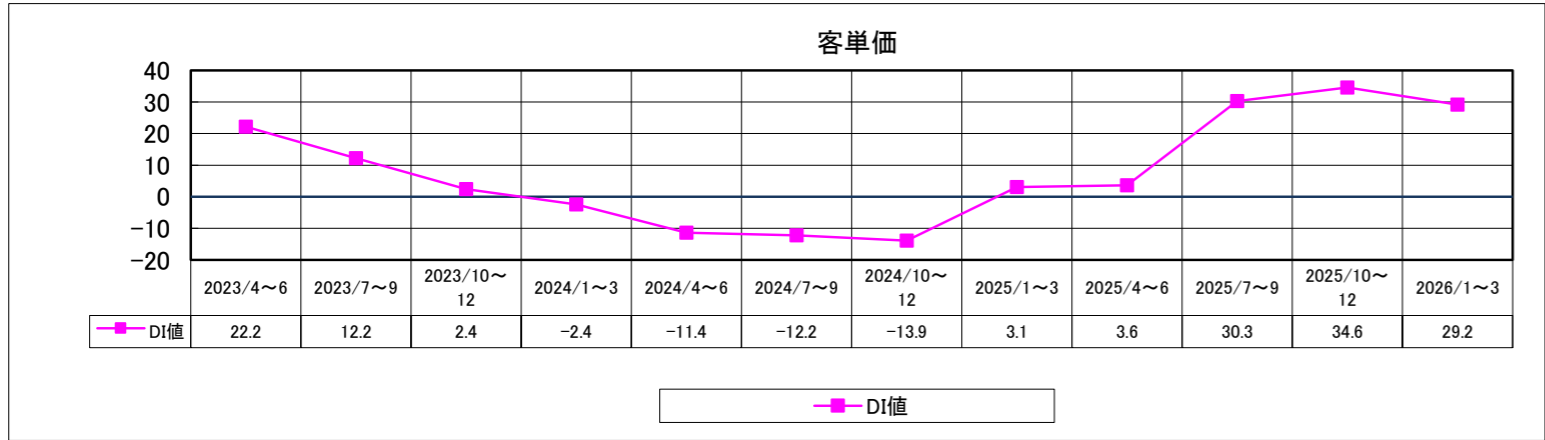
従業員

	2023/4~6	2023/7~9	2023/10~12	2024/1~3	2024/4~6	2024/7~9	2024/10~12	2025/1~3	2025/4~6	2025/7~9	2025/10~12	2026/1~3
DI 値	-13.9	-17.1	-17.1	-7.1	-9.1	-12.2	-19.4	-6.3	-21.4	-12.1	-11.5	-12.0



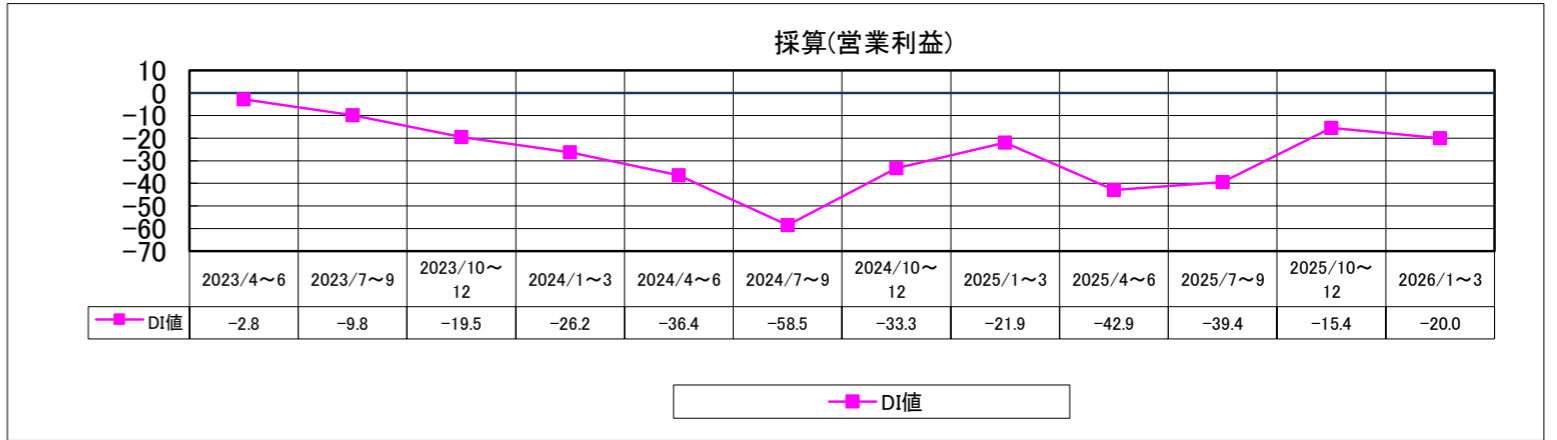
客単価

	2023/4~6	2023/7~9	2023/10~12	2024/1~3	2024/4~6	2024/7~9	2024/10~12	2025/1~3	2025/4~6	2025/7~9	2025/10~12	2026/1~3
DI 値	22.2	12.2	2.4	-2.4	-11.4	-12.2	-13.9	3.1	3.6	30.3	34.6	29.2



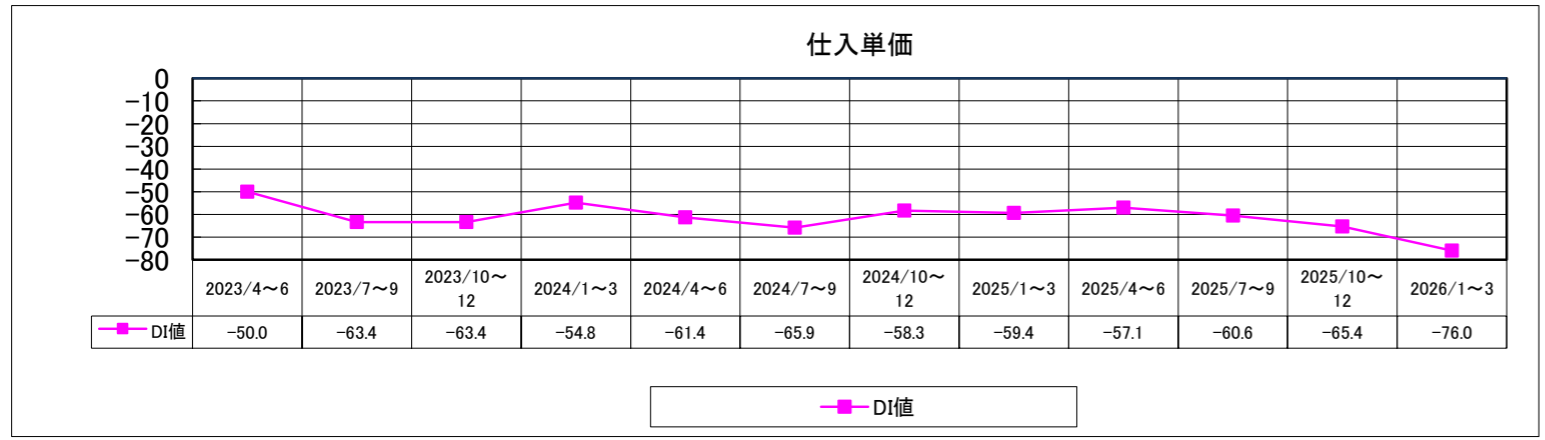
採算(営業利益)

	2023/4~6	2023/7~9	2023/10~12	2024/1~3	2024/4~6	2024/7~9	2024/10~12	2025/1~3	2025/4~6	2025/7~9	2025/10~12	2026/1~3
DI 値	-2.8	-9.8	-19.5	-26.2	-36.4	-58.5	-33.3	-21.9	-42.9	-39.4	-15.4	-20.0



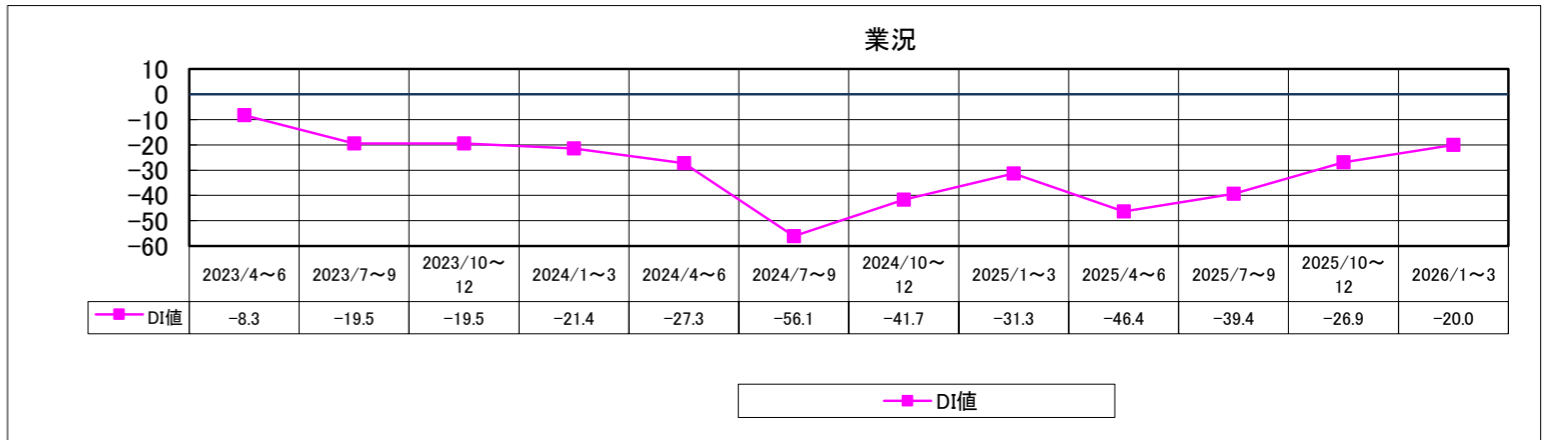
仕入単価

	2023/4~6	2023/7~9	2023/10~12	2024/1~3	2024/4~6	2024/7~9	2024/10~12	2025/1~3	2025/4~6	2025/7~9	2025/10~12	2026/1~3
DI 値	-50.0	-63.4	-63.4	-54.8	-61.4	-65.9	-58.3	-59.4	-57.1	-60.6	-65.4	-76.0



業況

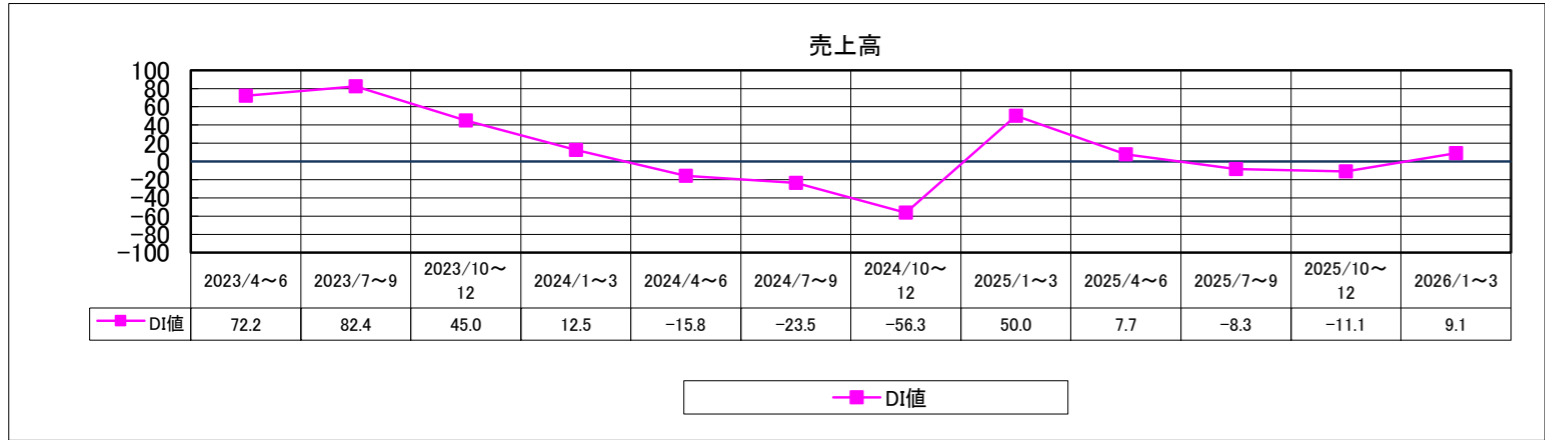
	2023/4~6	2023/7~9	2023/10~12	2024/1~3	2024/4~6	2024/7~9	2024/10~12	2025/1~3	2025/4~6	2025/7~9	2025/10~12	2026/1~3
DI 値	-8.3	-19.5	-19.5	-21.4	-27.3	-56.1	-41.7	-31.3	-46.4	-39.4	-26.9	-20.0



# 《飲食業》

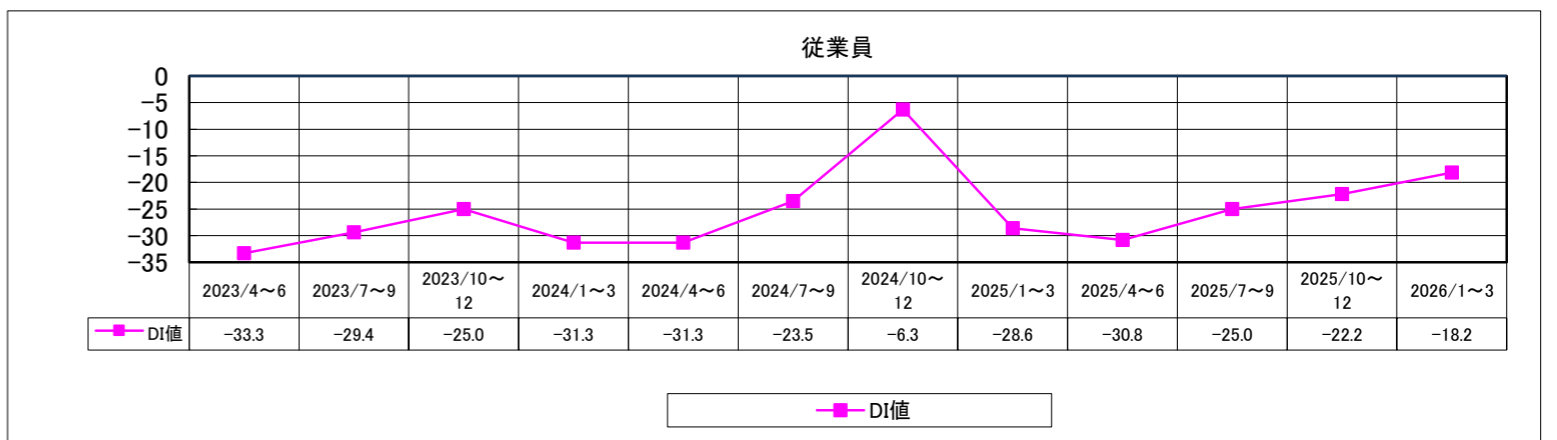
売上高

	2023/4~6	2023/7~9	2023/10~12	2024/1~3	2024/4~6	2024/7~9	2024/10~12	2025/1~3	2025/4~6	2025/7~9	2025/10~12	2026/1~3
DI 値	72.2	82.4	45.0	12.5	-15.8	-23.5	-56.3	50.0	7.7	-8.3	-11.1	9.1



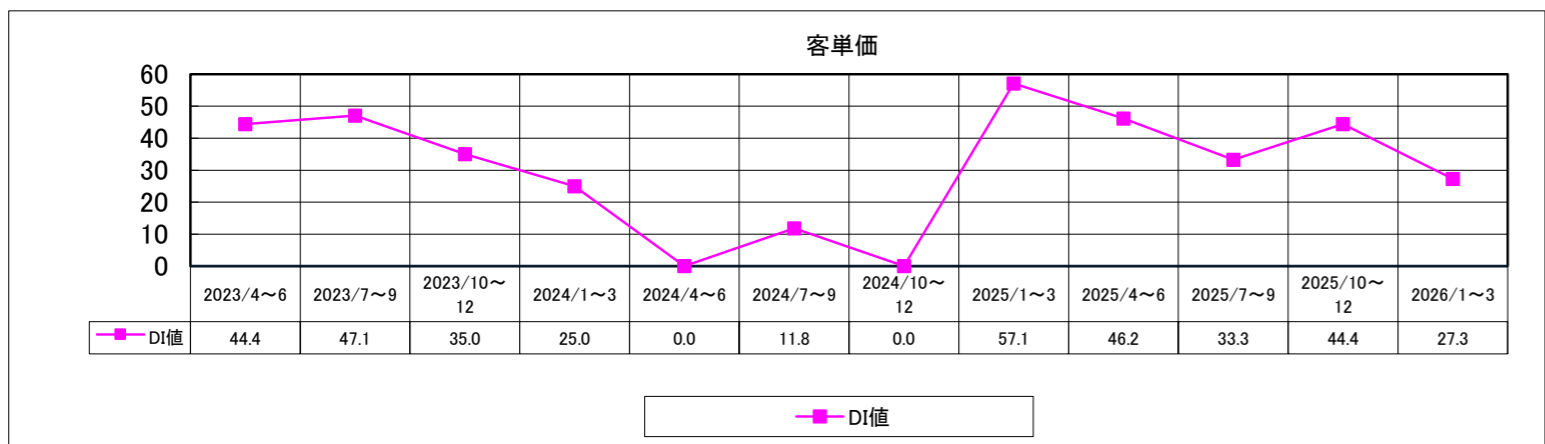
従業員

	2023/4~6	2023/7~9	2023/10~12	2024/1~3	2024/4~6	2024/7~9	2024/10~12	2025/1~3	2025/4~6	2025/7~9	2025/10~12	2026/1~3
DI 値	-33.3	-29.4	-25.0	-31.3	-31.3	-23.5	-6.3	-28.6	-30.8	-25.0	-22.2	-18.2



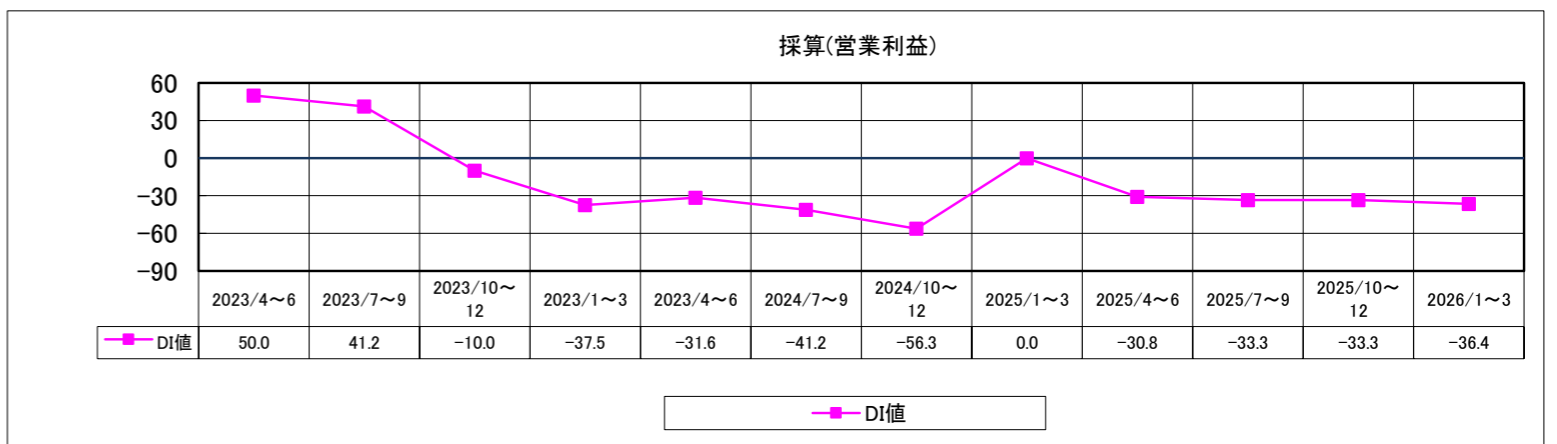
客単価

	2023/4~6	2023/7~9	2023/10~12	2024/1~3	2024/4~6	2024/7~9	2024/10~12	2025/1~3	2025/4~6	2025/7~9	2025/10~12	2026/1~3
DI 値	44.4	47.1	35.0	25.0	0.0	11.8	0.0	57.1	46.2	33.3	44.4	27.3



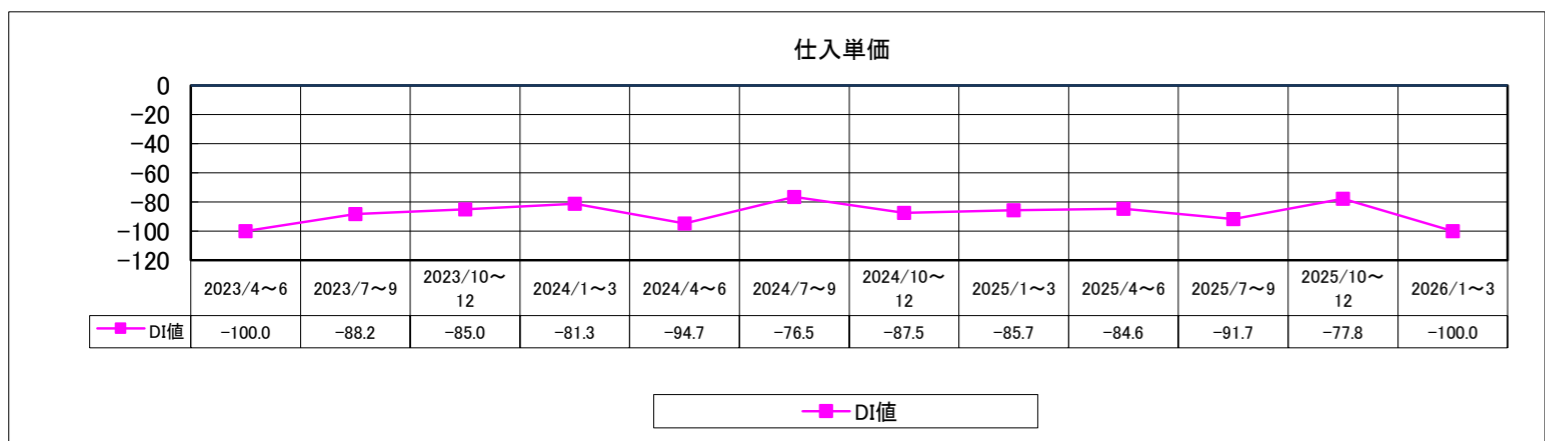
採算(営業利益)

	2023/4~6	2023/7~9	2023/10~12	2023/1~3	2023/4~6	2024/7~9	2024/10~12	2025/1~3	2025/4~6	2025/7~9	2025/10~12	2026/1~3
DI 値	50.0	41.2	-10.0	-37.5	-31.6	-41.2	-56.3	0.0	-30.8	-33.3	-33.3	-36.4



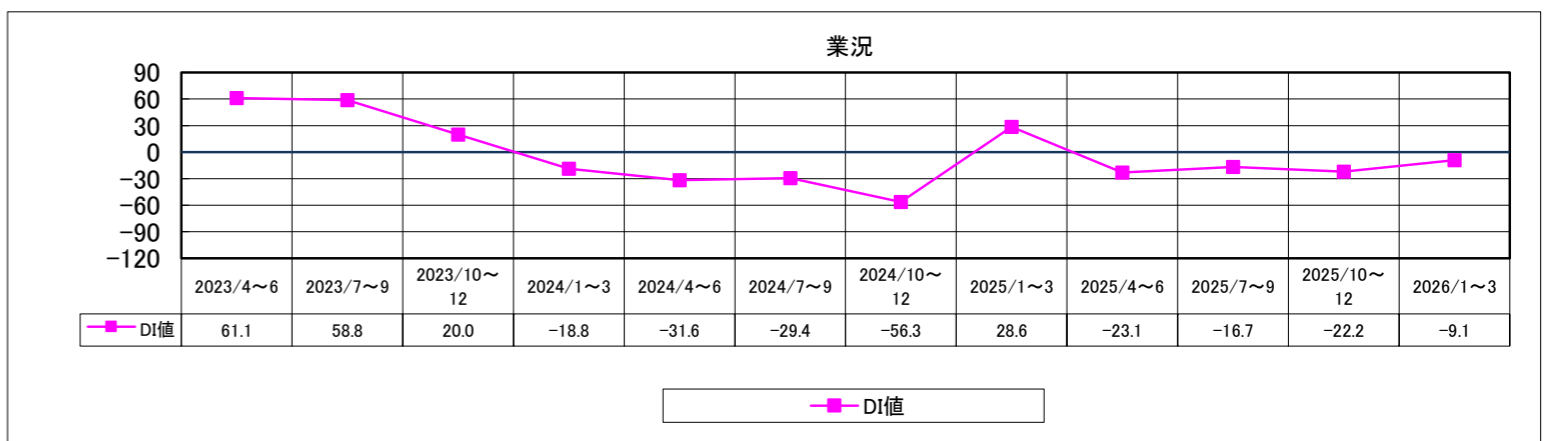
仕入単価

	2023/4~6	2023/7~9	2023/10~12	2024/1~3	2024/4~6	2024/7~9	2024/10~12	2025/1~3	2025/4~6	2025/7~9	2025/10~12	2026/1~3
DI 値	-100.0	-88.2	-85.0	-81.3	-94.7	-76.5	-87.5	-85.7	-84.6	-91.7	-77.8	-100.0



業況

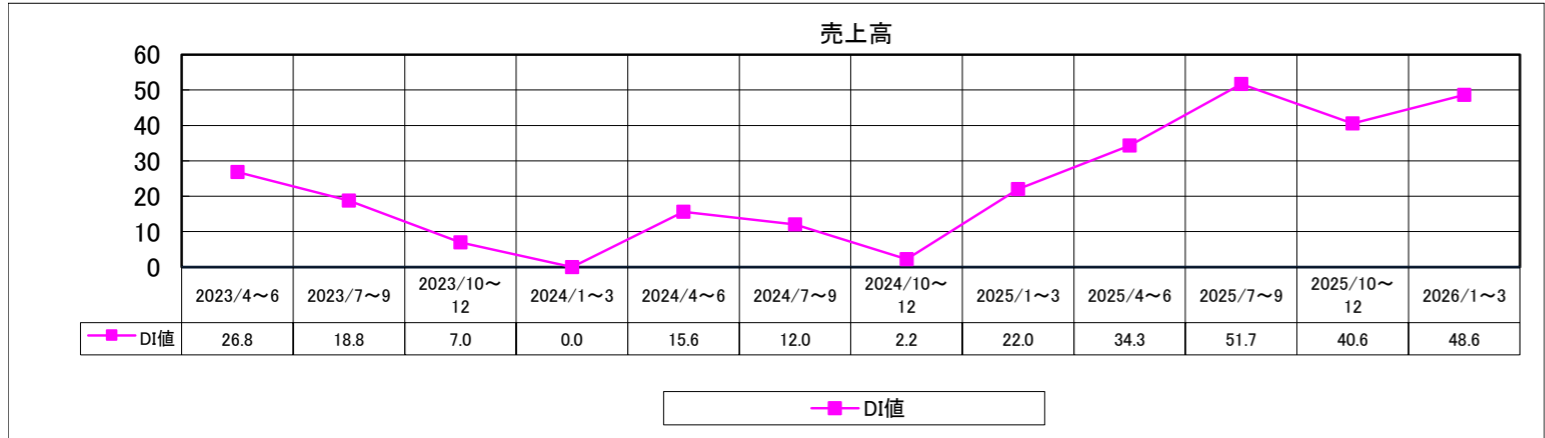
	2023/4~6	2023/7~9	2023/10~12	2024/1~3	2024/4~6	2024/7~9	2024/10~12	2025/1~3	2025/4~6	2025/7~9	2025/10~12	2026/1~3
DI 値	61.1	58.8	20.0	-18.8	-31.6	-29.4	-56.3	28.6	-23.1	-16.7	-22.2	-9.1



# 《サービス業》

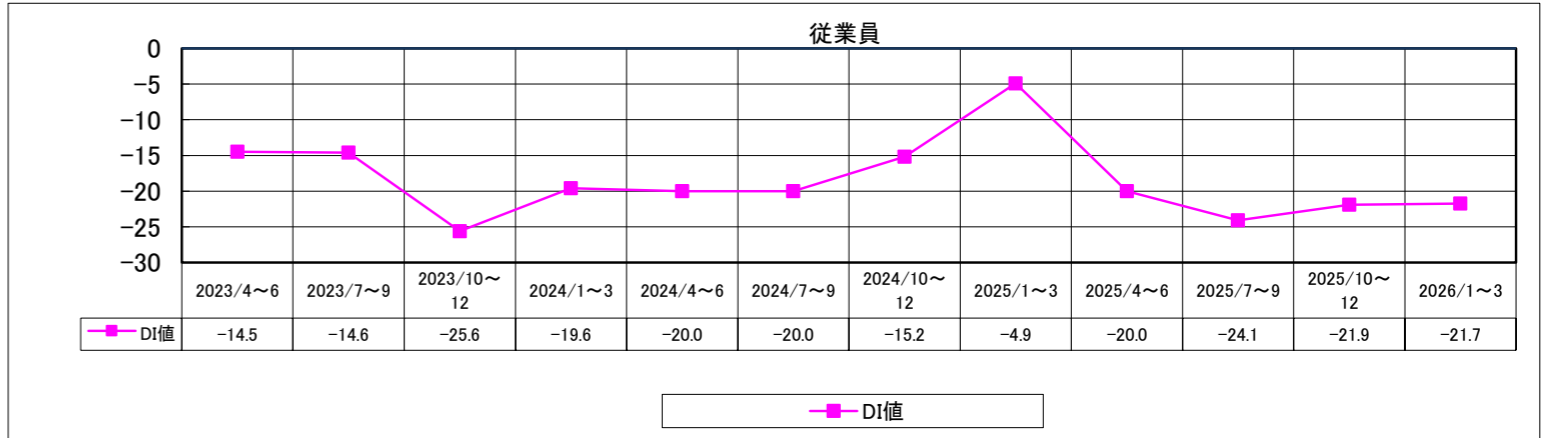
売上高

	2023/4~6	2023/7~9	2023/10~12	2024/1~3	2024/4~6	2024/7~9	2024/10~12	2025/1~3	2025/4~6	2025/7~9	2025/10~12	2026/1~3
DI 値	26.8	18.8	7.0	0.0	15.6	12.0	2.2	22.0	34.3	51.7	40.6	48.6



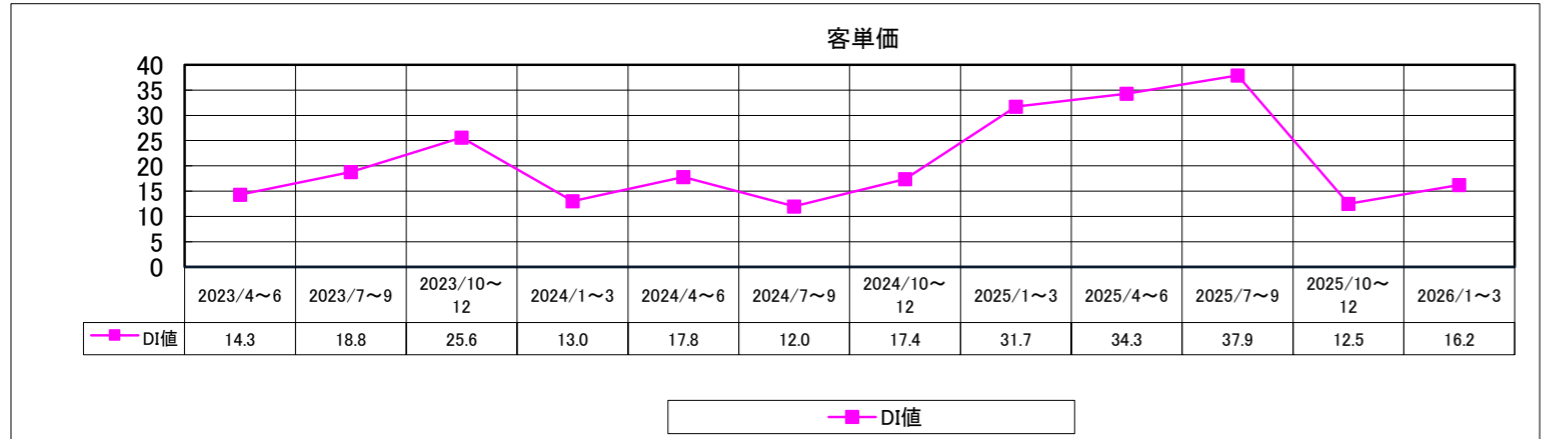
従業員

	2023/4~6	2023/7~9	2023/10~12	2024/1~3	2024/4~6	2024/7~9	2024/10~12	2025/1~3	2025/4~6	2025/7~9	2025/10~12	2026/1~3
DI 値	-14.5	-14.6	-25.6	-19.6	-20.0	-20.0	-15.2	-4.9	-20.0	-24.1	-21.9	-21.7



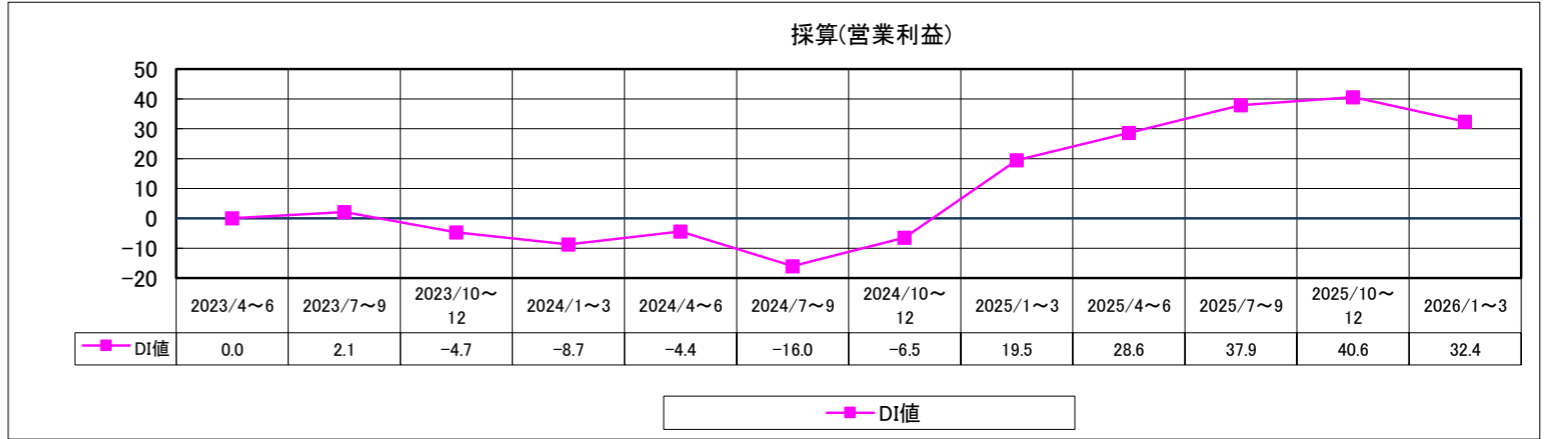
客単価

	2023/4~6	2023/7~9	2023/10~12	2024/1~3	2024/4~6	2024/7~9	2024/10~12	2025/1~3	2025/4~6	2025/7~9	2025/10~12	2026/1~3
DI 値	14.3	18.8	25.6	13.0	17.8	12.0	17.4	31.7	34.3	37.9	12.5	16.2



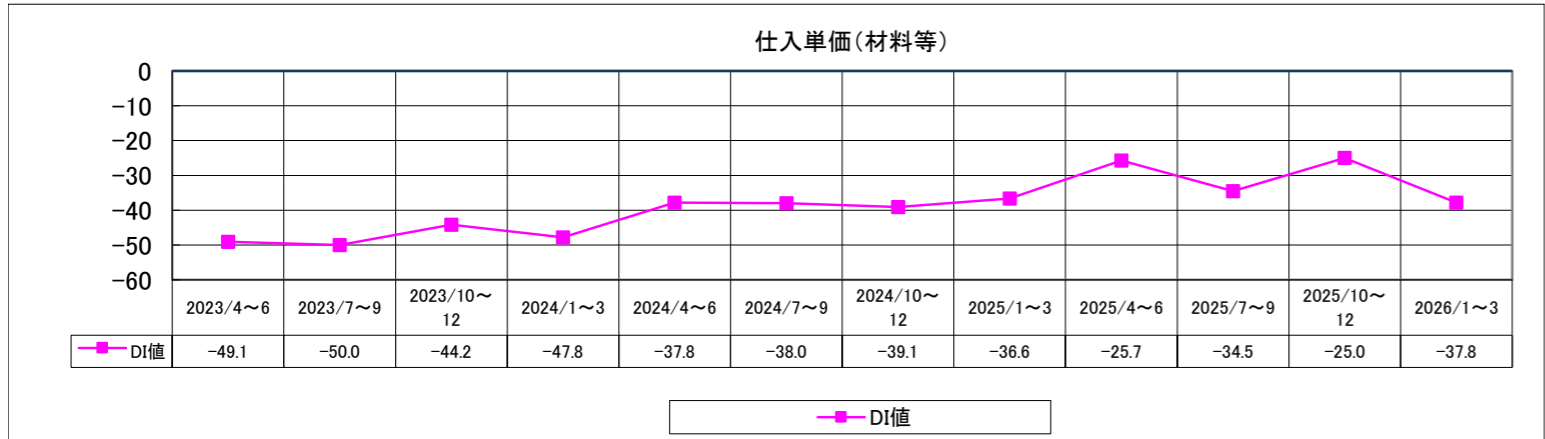
採算(営業利益)

	2023/4~6	2023/7~9	2023/10~12	2024/1~3	2024/4~6	2024/7~9	2024/10~12	2025/1~3	2025/4~6	2025/7~9	2025/10~12	2026/1~3
DI 値	0.0	2.1	-4.7	-8.7	-4.4	-16.0	-6.5	19.5	28.6	37.9	40.6	32.4



仕入単価(材料等)

	2023/4~6	2023/7~9	2023/10~12	2024/1~3	2024/4~6	2024/7~9	2024/10~12	2025/1~3	2025/4~6	2025/7~9	2025/10~12	2026/1~3
DI 値	-49.1	-50.0	-44.2	-47.8	-37.8	-38.0	-39.1	-36.6	-25.7	-34.5	-25.0	-37.8



業況

	2023/4~6	2023/7~9	2023/10~12	2024/1~3	2024/4~6	2024/7~9	2024/10~12	2025/1~3	2025/4~6	2025/7~9	2025/10~12	2026/1~3
DI 値	5.4	14.6	11.6	-6.5	4.4	-12.0	-2.2	24.4	25.7	24.1	50.0	27.8

